


Congratulations

This is to certify that

has successfully completed
25 meters

National Curriculum Programme for Swimming



Issued by _____

Position _____

Date _____



Derby City Council

Congratulations

This is to certify that

has successfully completed the
Water Confidence Grade
National Curriculum Programme for Swimming



Issued by _____

Position _____

Date _____



Derby City Council

Swimming Awards For Derby Schools

Revised in 2003 to incorporate the National Curriculum Requirements

Water Confidence		Grade 1	Grade 2
Enter water unaided.	Enter water unaided.	Safe shallow water entry	
Walk round holding rail.	Push and glide on front or back.	Push and glide on front and back, showing good horizontal position.	
Splash face and head.	Blow bubbles, head under water.	Sit on bottom and blow bubbles.	
Move away from the side - walk, forward and backwards, jump, hop.	Swim 5m, on front or back, unaided.	Swim 10m on front and back.	
Face in water and blow bubbles	Float for 5 seconds on front or back.	Swim 5m on front, roll over and swim 5m on back.	
Feet off bottom and regain standing position from front and back with aids. Explain why you need to be able to do this.	Listen and follow instructions.	Mushroom float for 5 seconds.	
Travel 5m, feet off bottom, with aids.	Explain one of the rules of the pool and say why it is needed.	Be able to identify a good 'push and glide' action and suggest one way to improve your own performance.	
Listen to instructions.	Be able to say why physical activity is good for you.	Awareness of others.	



**Swimming and techniques to be taught and achieved at the swimming pool.
School based preparation and follow up work on water safety.**

Congratulations

This is to certify that

**has successfully completed the
Grade 1**

National Curriculum Programme for Swimming



Issued by _____

Position _____

Date _____




Derby City Council

Swimming Awards For Derby Schools

Revised in 2003 to incorporate the National Curriculum Requirements

Water Confidence		Grade 1	Grade 2
Enter water unaided.	Enter water unaided.	Safe shallow water entry	
Walk round holding rail.	Push and glide on front or back.	Push and glide on front and back, showing good horizontal position.	
Splash face and head.	Blow bubbles, head under water.	Sit on bottom and blow bubbles.	
Move away from the side - walk, forward and backwards, jump, hop.	Swim 5m, on front or back, unaided.	Swim 10m on front and back.	
Face in water and blow bubbles	Float for 5 seconds on front or back.	Swim 5m on front, roll over and swim 5m on back.	
Feet off bottom and regain standing position from front and back with aids. Explain why you need to be able to do this.	Listen and follow instructions.	Mushroom float for 5 seconds.	
Travel 5m, feet off bottom, with aids.	Explain one of the rules of the pool and say why it is needed.	Be able to identify a good 'push and glide' action and suggest one way to improve your own performance.	
Listen to instructions.	Be able to say why physical activity is good for you.	Awareness of others.	

**Swimming and techniques to be taught and achieved at the swimming pool.
School based preparation and follow up work on water safety.**




Congratulations

This is to certify that

**has successfully completed the
Grade 2**

National Curriculum Programme for Swimming



Issued by _____

Position _____

Date _____



Derby City Council

Swimming Awards For Derby Schools

Revised in 2003 to incorporate the National Curriculum Requirements

Water Confidence		Grade 1	Grade 2
Enter water unaided.	Enter water unaided.	Safe shallow water entry	
Walk round holding rail.	Push and glide on front or back.	Push and glide on front and back, showing good horizontal position.	
Splash face and head.	Blow bubbles, head under water.	Sit on bottom and blow bubbles.	
Move away from the side - walk, forward and backwards, jump, hop.	Swim 5m, on front or back, unaided.	Swim 10m on front and back.	
Face in water and blow bubbles	Float for 5 seconds on front or back.	Swim 5m on front, roll over and swim 5m on back.	
Feet off bottom and regain standing position from front and back with aids. Explain why you need to be able to do this.	Listen and follow instructions.	Mushroom float for 5 seconds.	
Travel 5m, feet off bottom, with aids.	Explain one of the rules of the pool and say why it is needed.	Be able to identify a good 'push and glide' action and suggest one way to improve your own performance.	
Listen to instructions.	Be able to say why physical activity is good for you.	Awareness of others.	

**Swimming and techniques to be taught and achieved at the swimming pool.
School based preparation and follow up work on water safety.**




Congratulations

This is to certify that

has successfully completed the

Grade 3

National Curriculum Programme for Swimming



Issued by _____

Position _____

Date _____



Derby City Council

Swimming Awards For Derby Schools

Revised in 2003 to incorporate the National Curriculum Requirements

Grade 3	Grade 4*	Grade 5	Grade 6
Enter safely into water at shallow end.	Jump safely into the water, feet first. Explain why a head first entry could be dangerous	Entry using a straddle jump and explain why such a jump would be necessary.	Extra clothing: <ul style="list-style-type: none"> Boys - swimwear, shirt and trousers Girls - swimwear, blouse and skirt/trousers.
Scull 5m. Try head/feet first.	Scull 5m, rotate 360°, scull 5m. Try it starting feet first and head first	Tread water, with one hand in air, for one minute and demonstrate ability to rotate.	Jump into water of at least full reach depth and swim 50m wearing clothes. Changes of stroke can only occur at the completion of a length of the pool.
Submerge, head first, and retrieve object.	Swim under water for a distance of 3 to 5m	Swim 25m front crawl, demonstrating correct arm action, breathing and leg kick.	Climb out of the pool unaided without the use of steps and retrieve extra clothing.
Swim 10m on front crawl, 10m back crawl and 5m breast stroke.	Swim 25m in two recognised strokes - 25m of each and be able to describe the technique involved	Swim 25m back stroke showing good body position and correct arm/leg action. Suggest a way in which a partner can improve their stroke.	Surface dive from swimming and retrieve, carry and land a non-floating object, having swum with it a distance of not less than 8m on the back.
Tread water for 20 seconds in shoulder depth water.	Tread water for one minute in water 'out of swimmer's depth' and say why this is an important skill	Swim 25m breast stroke demonstrating co-ordinated arm, leg and breathing technique.	Surface dive from swimming and swim not less than 3m under water.
Demonstrate stationary scull for tiredness.	Perform a reach and throw rescue from poolside and explain to a partner how to do this	Adopt HELP position for two minutes and explain when this would be used.	Swim for 200m using two different strokes, a minimum of 50m by any one.
Suggest ways of improving their own performance.	Demonstrate knowledge of risks of different types of water	Demonstrate the ability to perform a head first and feet first surface dive to pick up an object.	Be able to answer questions on the importance of personal survival skills and explain the hazards of deep water.

Swimming and techniques to be taught and achieved at the swimming pool. School based preparation and follow up work on water safety.



*National Curriculum level 4 is achieved within this grade

Congratulations

This is to certify that

**has successfully completed the
Grade 4**

National Curriculum Programme for Swimming



Issued by _____

Position _____

Date _____



Derby City Council

Swimming Awards For Derby Schools

Revised in 2003 to incorporate the National Curriculum Requirements

Grade 3		Grade 4*		Grade 5		Grade 6	
Enter safely into water at shallow end.	Jump safely into the water, feet first. Explain why a head first entry could be dangerous	Entry using a straddle jump and explain why such a jump would be necessary.	Extra clothing: <ul style="list-style-type: none"> Boys - swimwear, shirt and trousers Girls - swimwear, blouse and skirt/trousers. 				
Scull 5m. Try head/feet first.	Scull 5m, rotate 360°, scull 5m. Try it starting feet first and head first	Tread water, with one hand in air, for one minute and demonstrate ability to rotate.	Jump into water of at least full reach depth and swim 50m wearing clothes. Changes of stroke can only occur at the completion of a length of the pool.				
Submerge, head first, and retrieve object.	Swim under water for a distance of 3 to 5m	Swim 25m front crawl, demonstrating correct arm action, breathing and leg kick.	Climb out of the pool unaided without the use of steps and retrieve extra clothing.				
Swim 10m on front crawl, 10m back crawl and 5m breast stroke.	Swim 25m in two recognised strokes - 25m of each and be able to describe the technique involved	Swim 25m back stroke showing good body position and correct arm/leg action. Suggest a way in which a partner can improve their stroke.	Surface dive from swimming and retrieve, carry and land a non-floating object, having swum with it a distance of not less than 8m on the back.				
Tread water for 20 seconds in shoulder depth water.	Tread water for one minute in water 'out of swimmer's depth' and say why this is an important skill	Swim 25m breast stroke demonstrating coordinated arm, leg and breathing technique.	Surface dive from swimming and swim not less than 3m under water.				
Demonstrate stationary scull for tiredness.	Perform a reach and throw rescue from poolside and explain to a partner how to do this	Adopt HELP position for two minutes and explain when this would be used.	Swim for 200m using two different strokes, a minimum of 50m by any one.				
Suggest ways of improving their own performance.	Demonstrate knowledge of risks of different types of water	Demonstrate the ability to perform a head first and feet first surface dive to pick up an object.	Be able to answer questions on the importance of personal survival skills and explain the hazards of deep water.				

Swimming and techniques to be taught and achieved at the swimming pool. School based preparation and follow up work on water safety.

*National Curriculum level 4 is achieved within this grade

