

## Hearing Impairment Team


### Top tips for transition - for Parents

### Children starting School or Nursery

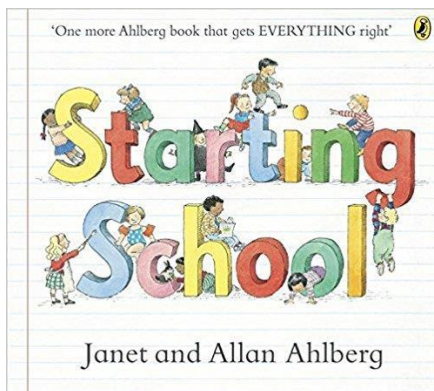
Top Tips	Challenges	How to reduce challenges
<b>Saying Goodbye to Nursery</b>	Acknowledge that your child may be sad to leave Nursery. Think of ways they can say Goodbye to their nursery staff and friends.	<ul style="list-style-type: none"> <li>• <b>Social Stories</b> support children to understand change, providing reassurance and reducing anxiety. Information on writing social stories can be found here <a href="https://carolgraysocialstories.com/">https://carolgraysocialstories.com/</a></li> <li>• <b>Create your own social story</b> by using a free 30 day trial using Widgit Online. <a href="https://www.widgit.com/products/widgit-online/index.htm">https://www.widgit.com/products/widgit-online/index.htm</a></li> <li>• <b>Goodbye Book</b> - take photographs of the nursery/staff and ask your child to say something you can write under each photo so they can remember their nursery/staff</li> <li>• <b>Make and send Goodbye cards</b> to staff/ friends</li> </ul>
<b>Transition Visits</b>	These give your child the opportunity to see the setting before September which builds confidence	<ul style="list-style-type: none"> <li>• Ask for <b>extra transition visits</b> to the setting and during the visit take photographs of the setting to look at during the summer holidays, for example setting gates, reception, cloakroom area, toilets, main rooms and play areas</li> <li>• <b>Virtual Tour</b> - If Transition visits are unavailable, ask the Setting if they have a Virtual Tour available</li> </ul>
<b>Start conversations</b>	This makes the setting seem familiar and encourages your child to talk and ask questions and raise any worries	<ul style="list-style-type: none"> <li>• <b>Visit the setting's website</b> – Read all about the setting. Use the photographs and pictures to familiarise your child with the staff, the buildings and any key events in the setting's calendar. Use what you learn to support your child's questions</li> <li>• <b>Visit the ndcs website for ideas to support conversations about a new setting.</b> <a href="https://www.ndcs.org.uk/information-and-support/education-and-learning/primary-years/preparing-your-deaf-child-for-primary-school/starting-a-conversation-about-school-with-your-child/">https://www.ndcs.org.uk/information-and-support/education-and-learning/primary-years/preparing-your-deaf-child-for-primary-school/starting-a-conversation-about-school-with-your-child/</a></li> <li>• <b>Use picture books to start conversations and present positive images of starting school.</b> Some examples are listed below</li> </ul>
<b>'Buddies'</b>	Knowing another child in the setting helps children to develop a sense of belonging.	<ul style="list-style-type: none"> <li>• <b>Current children-</b> Ask the setting if there is a family they could 'buddy up' with who would be prepared to make some video calls so the children can get used to seeing each other,</li> </ul>

<b>Key Staff</b>	Recognising the staff is key to children feeling confident their new setting	<ul style="list-style-type: none"> <li>• <b>Make a list</b> - write a list of the key people you and your child need to know and ask for a photograph of them, eg Key Worker or Teaching Assistant, Teacher, SENCO, Receptionist. Display this list at eye level somewhere in the house so it is visible. Talk about the photos and help your child to match the names of the staff to their photos</li> </ul>
<b>One Page Profile / Personal Passport</b>	These are useful so that <b>all</b> new staff have an understanding of your child's hearing loss and individual needs	<ul style="list-style-type: none"> <li>• A Personal Passport is a summary document you create with your child.</li> <li>• Your Advisory Hearing Teacher can provide you with some themed templates reflecting your child's interests, or go to the ndcs website:</li> <li>• Early Years (0-4) examples <a href="https://www.ndcsc.org.uk/documents-and-resources/personal-passport-early-years/">https://www.ndcsc.org.uk/documents-and-resources/personal-passport-early-years/</a></li> <li>• <a href="http://www.sheffkids.co.uk/adultssite/pages/onepageprofiletemplates.html?LMCL=csDGky">http://www.sheffkids.co.uk/adultssite/pages/onepageprofiletemplates.html?LMCL=csDGky</a> Remember to recognise strengths and interests, including special interests. As well as your child, you can include key people, for example a member of staff from Nursery</li> </ul>
<b>Photo Transition Booklets</b>	Also helpful to ensure staff understand your child's needs, Photo Booklets help your child talk about themselves	<ul style="list-style-type: none"> <li>• <b>Photo Booklet</b> – your Advisory Hearing Teacher will support you to create a booklet. Please:</li> <li>• <b>take photos</b> of your child at home, their favourite toys or activities, the key people in their lives and their hearing technology</li> <li>• <b>make a list</b> of your child's likes and dislikes and of any medical needs</li> </ul>
<b>Quiet Space</b>	Where there are children, there is noise. And noise increases listening challenges	<ul style="list-style-type: none"> <li>• Ask the setting about a quiet space where your child can do some 1:1 or small group work – or simply access if they need a break from the noise of the wider environment</li> </ul>
<b>Summer holiday preparations</b>	Try not to leave things to the last minute, use the time during the 6 week holidays to prepare and practise	<p><b>What is important</b></p> <ul style="list-style-type: none"> <li>• Practise the route to setting</li> <li>• Talk positively about the new setting</li> <li>• Allow your child to practise wearing the new setting uniform, if they will be wearing one</li> <li>• Practise packing their bag with everything they will need to take with them</li> <li>• Display visuals at eye level in your home eg a countdown calendar to their setting start date</li> </ul>


## Books about starting primary school



Spend the day at school and join the little girl in everything she does in a day - from breakfast to bedtime. Meet her classmates and try to spot what each friend is up to in every lesson throughout the book. Can you guess what they want to be when they grow up? This colourful introduction to the school day for little ones is a reassuring read for young children about to go off to school for the first time.



From first day nerves to finding your peg, this reassuring read is full of humour and fun for children and parents alike. A classic picture book, which offers advice and enjoyment for the whole family before school starts.



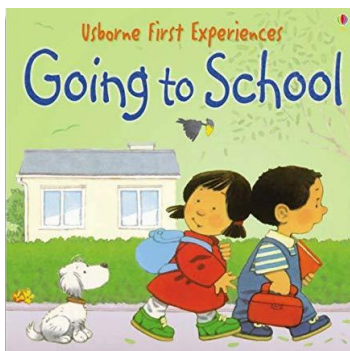
**Topsy and Tim Start School** is a perfect, reassuring picture book for children who are just about to start school. Along with favourite characters Topsy and Tim, children will learn what to expect in lessons, in the playground - even in the canteen - and, more importantly, that school can be fun!




Learn all the super-important life skills you need to become a big boy or girl with this ultimate guide to being a toddler and starting school.

No matter what grown-ups tell you, being little is hard work. There's so much to learn from tying your shoelaces, finding the right hole for each arm in a jumper, remembering to say "please" and "thank you" (every single time!), understanding what this new baby is doing in your house, sharing your toys with children you barely know, and a whole bunch of other things too. And if your days aren't extremely busy enough with very important and serious playing, soon you'll be starting school!

Don't panic, **Stuff to Know When You Start School** is here to help guide you along the way by teaching you the skills you need to look after yourself, get on with others, and be ready to go on your first day of school.



An ideal starting point for young children and adults to discuss first experiences. Features Stephen Cartwright's delightful illustrations, providing lots to look at and talk about.



A fun way to familiarise young children with all the things they will need to know and be able to do when they start school. Following a typical day at school, children will enjoy using the stickers to help the characters in the book get dressed, pack bags, hang up coats, change for PE, and participate in art class, lunchtime, playtime, story time and home time. With over 100 stickers, this is sure to keep little children occupied for hours.





A colouring and activities book. Jaison narrates his first day at school. It's a great book for children to learn about how their first day of school will be like. Lots of interactive learning for the children. Hours of fun. This book is aimed at 2 to 8 year olds.




This lovely picture book sees Little Owl take on his first day at school. Initially, he's very nervous and decides he'd rather stay at home with Mummy and Baby Owl than go to school. But, when he has his dreaded first day he is surprised to learn just how fun school can be. He makes friends and builds sandcastles and can't believe how much he's enjoyed himself! This lovely book, illustrated by There's a Boy Just Like Me illustrator Alison Brown, is the perfect bedtime read for those who are nervous about starting nursery or primary school.



This lovely book shows young children how to deal with separation anxiety which some children just starting nursery or school may struggle with. If your child needs a reassuring reminder that even when they are away from you, they don't need to feel stressed and unhappy then this is the book for them.



This photographic book tells the story of a child starting school, and explores the confusing and often worrying feelings that a child might experience on their first day. It provides an ideal starting point for young children and adults to discuss first experiences.



Play group has begun. Time to have some fun.  
There's a commotion in the classroom as Goat and the other animal go to playgroup.

The musical instruments and the dressing – up box are lots of fun.

Very simple and the pictures are very clear and bright. There is lots to talk about.

**It is monkey's first day and he wears a hearing aid.**